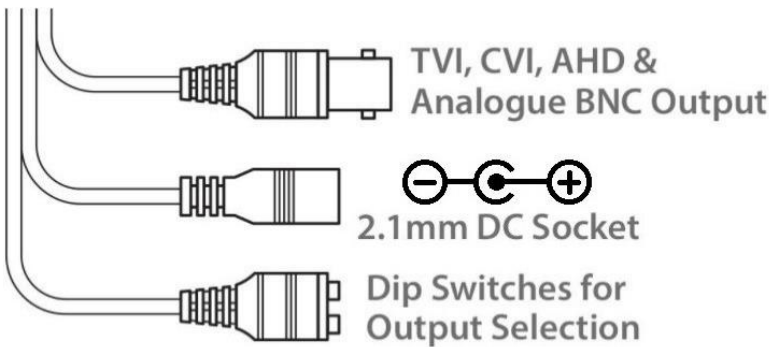


SEE618 - Quick Start Guide



www.systemq.com/PDF/manual/xSEE618.pdf

The SEE618 bullet style camera has a tough metal exterior, ideal for both outdoor and indoor uses with multi format output modes including; TVI, AHD, CVI and CVBS. IR range up to 40m (true day/night filter).



Powering the camera

The camera has a 2.1mm socket which requires 12V DC and the current consumption is 500mA, so use a regulated power supply rated at 750mA or above.

The camera is polarity sensitive so connections must be correctly made.


The camera has a standard BNC connector for the 4-in-1 video output. As default the output is set to HD-TVI 8MP which will work with the ZipXtreme DVR, however the output can be changed to AHD, CVI or CVBS if required.



OSD Camera Menu

Via an DVR with a monitor & mouse direct to access the Cameras menu via coaxitron:-

1. Click on the image in Live view
2. Click on the PTZ button at the bottom of the screen
3. Click on the IRIS + button to display the menu



Use the directional arrows to move up and down through the menu.

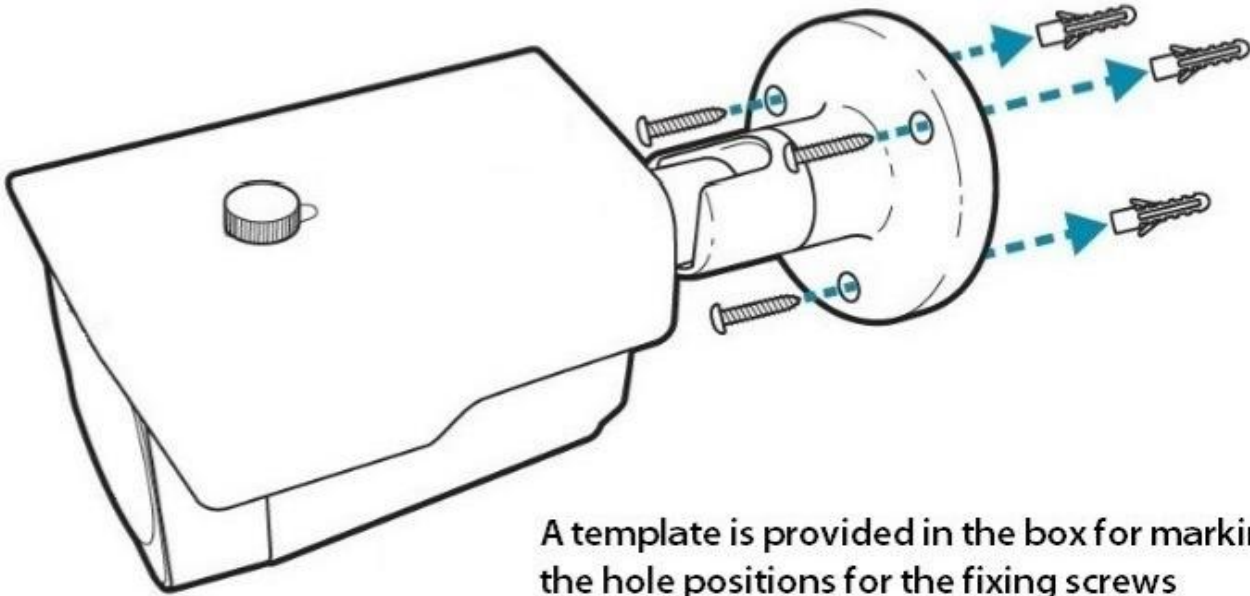
Use the directional arrows left and right to change the option.

Use IRIS + to select and enter that menu option.

Motorised Lens Control

Use Zoom + and - to zoom in and out

The camera should automatically focus when Zoom +/- is released



A template is provided in the box for marking the hole positions for the fixing screws

| | |
|---------------------|---|
| Resolution | 4K (8MP) |
| Lens Type | 2.8-12mm Varifocal |
| Image Output | 1 Volt Peak-Peak 75 ohm |
| Min.Illumination | 0 Lux IR On |
| Day/Night | Mechanical (True Day-Night) |
| InfraRed LEDs | 4 High Powered LEDs |
| IR Range | 40M |
| Input Voltage | 12V DC |
| Current Consumption | 500mA (IR On) |
| IP Rating | IP66 |
| Video Connection | BNC Socket |
| Power Connection | 2.1mm DC Socket |
| Finish | White/ Grey |
| Build | Metal |
| Dimensions | 90mm (Diameter) x 151mm (Length ex bracket) |

All specifications are approximate. System Q Ltd reserves the right to change product specifications or features without notice. Whilst every effort is made to ensure that these instructions are complete and accurate, System Q Ltd cannot be held responsible for any losses, no matter how they arise, from errors or omissions in these instructions, or the performance or non-performance of the equipment referred to.

