

SEE902 - Quick Start Guide



User Information

- The camera must be installed in a clean, dry environment where it will not be exposed to high temperatures, moisture or excessive dust.
- Do not touch the camera or any of its connections with wet hands.
- There are no user serviceable parts in the camera and opening or attempting to repair the product will void the warranty.
- Do not install or use the device if the power cable is damaged.

Full Instruction Manual



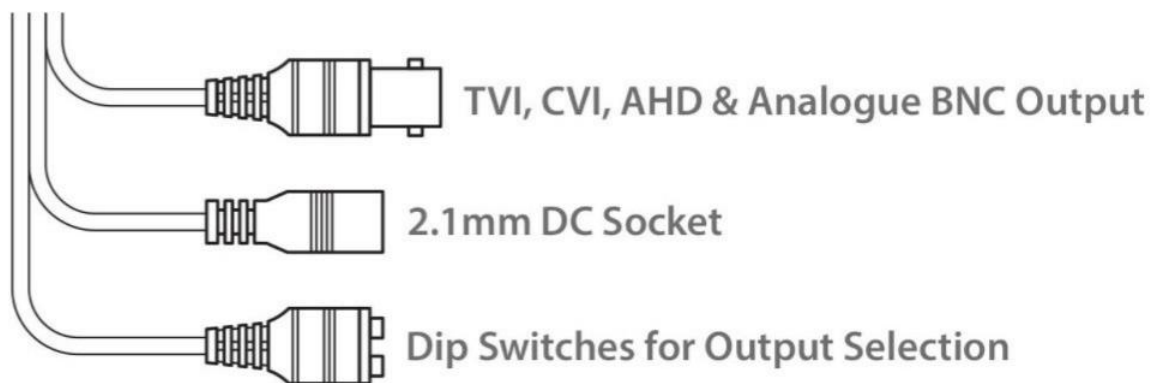
<https://systemq.com/PDF/manual/xSEE902.pdf>

The SEE902 is a 2MP multi-format board module camera.

The camera is provided with a fly lead with a 2.1 mm DC socket and standard BNC connector.

Power the camera from 12V DC (via the 2.1mm DC Socket), the current consumption is 85mA.

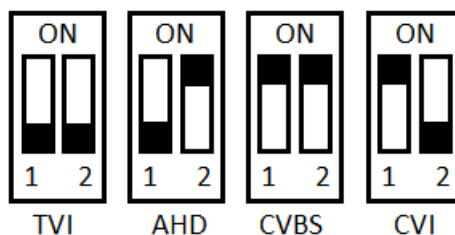
The camera is polarity sensitive so connections must be made correctly.



The SEE902 has a selectable HD-TVI, HD-CVI, AHD and CVBS (Analogue) Output.

As default the SEE902 is set to HD-TVI (2MP) which will work with the ZipLite, ZipSupa and ZipXtreme DVRs.

The output can be changed via the dip switches on the fly-lead of the camera.



OSD Menu Control via a ZIP DVR

Access to the camera menu is by Coaxitron.

For the ZIP DVRs, ZIP Coaxitron is set as default.

To access the Cameras menu via coaxitron:-

1. Click on the image in Live view
2. Click on the PTZ button at the bottom of the screen
3. Click on the Iris + button to display the menu

Up and down = Directional arrows to move up and down through the menu.

Left and right = Use the directional arrows left and right to change the option.

Iris + = Select and enter that menu option.

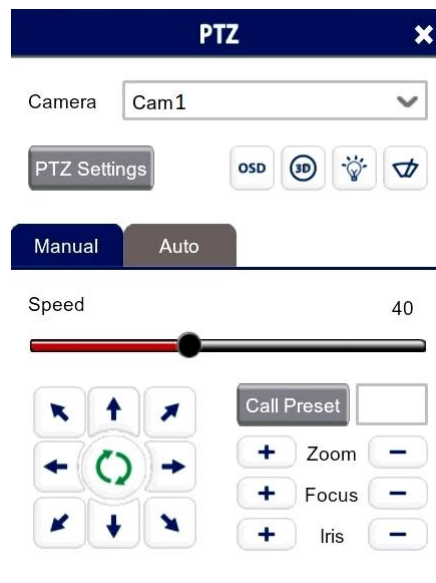


Image Sensor	1/2.8"
Resolution	2MP
Lens Type	3.6mm Fixed Board
Image Output	TVI / CVI / AHD / CVBS
Min.Illumination	0.001 Lux
Day/Night	Electronic
Input Voltage	12V DC
Current Consumption	85mA
Signal to Noise Ratio	More than 50dB
Gain Control	Automatic
Video Connection	BNC Socket
Power Connection	2.1mm DC Socket
WDR	Yes
Protocol	UTC
Bracket	Supplied
Finish	Black
Build	Metal
Operating Temperature	-10°C - +60°C
White Balance	Auto / Manual
Dimensions	(H) 35 x (W) 35 x (D) 29mm

All specifications are approximate. System Q Ltd reserves the right to change product specifications or features without notice. Whilst every effort is made to ensure that these instructions are complete and accurate, System Q Ltd cannot be held responsible for any losses, no matter how they arise, from errors or omissions in these instructions, or the performance or non-performance of the equipment referred to.

