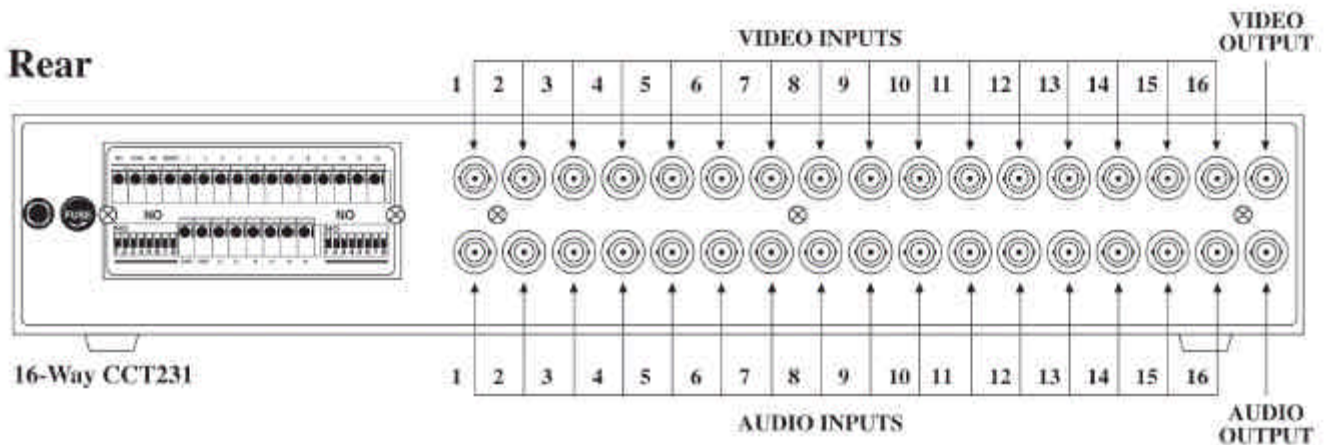
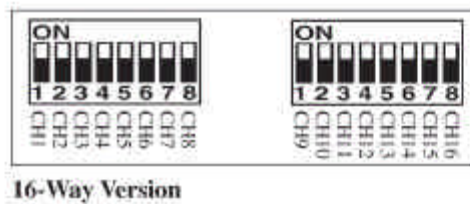
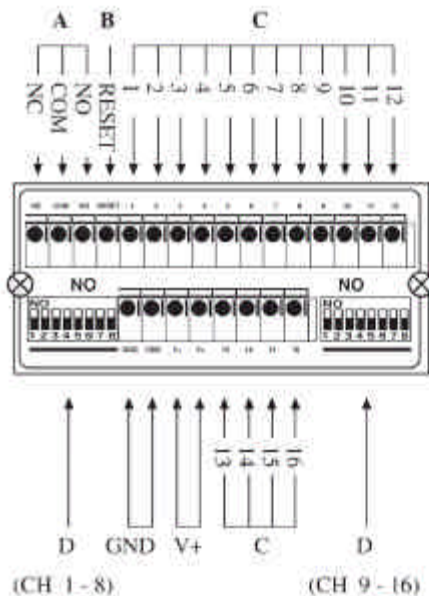


16-Way CC231

ALARM TIME	Adjusts the alarm time of the cameras from 1.5 to 15 seconds.
SEQU-TIME	Adjusts the dwell time of the cameras from 1.5 to 35 seconds.
SETUP	Press and hold for 3 secs to activate alarm buzzer, press and hold again to de-activate.
1-16	Push to lock on to that camera, press again to revert to auto-sequencing.
LED on	Indicates that the camera is selected for auto-sequencing.
LED Off	To de-select, press the SET button and the relevant camera button.



16-Way CCT231



16-Way Version

All specifications are approximate. System Q reserves the right to change any product specification or features without notice. Whilst every effort is made to ensure that these instructions are complete and accurate, System Q cannot be held responsible in any way for any losses, no matter how they arise, from errors or omissions in these instructions, or the performance or non-performance of the camera or other equipment that these instructions refer to. © All contents are subject to copyright, System Q Ltd 2003.