



Features

- Extra Deep
- For Use With The CAM800
- Alternative Side Entry Point

Specification

FUNCTION	SPECIFICATION
Dimensions	135mm Dia x (H)41mm

Options Available

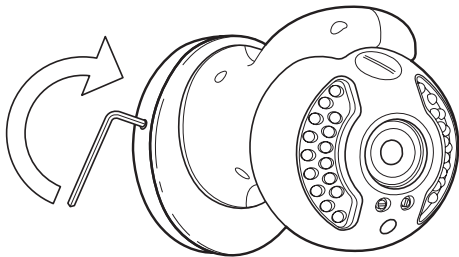
PART CODE	DESCRIPTION
CAM801G	Junction Box In Graphite
CAM801S	Junction Box In Silver
CAM801W	Junction Box In White

Allows Extra Room For Camera Terminations

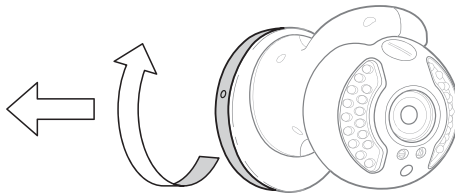
Extra deep base for use with the CAM800 Cyclops camera. Creates more space for easier termination of camera connections. Also features side entry for an alternative cable entry point when using electrical conduit.

How To Fit The CAM801

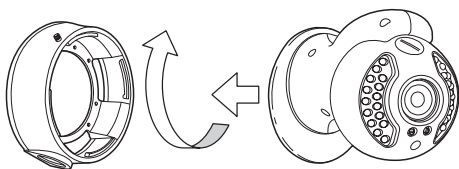
- 1 Remove the small screw using the hex key provided.



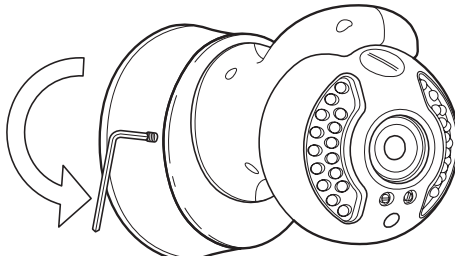
- 2 Twist the base clockwise and remove for the camera.



- 3 Secure the CAM801 to the wall. Slot the camera into the base and then twist clockwise.



- 4 Secure the base with the small hex screw removed in step 1.



See online tip 321 for information on retrieving cables through awkward holes ▶▶▶



Other Products To Consider



External With IR In Graphite Grey
CAM800G




External With IR In Iridium Silver
CAM800S



External With IR In Polar White
CAM800W

All specifications are approximate. System Q Ltd reserves the right to change any product specifications or features without notice. Whilst every effort is made to ensure that these instructions are complete and accurate, System Q Ltd cannot be held responsible in any way for any losses, no matter how they arise, from errors or omissions in these instructions, or the performance or non-performance of the equipment that these instructions refer to.

 This symbol on the products and/or accompanying documents means that used electronic equipment must not be mixed with general household waste. For treatment, recovery and recycling please return this unit to your trade supplier or local designated collection point as defined by your local council.
WEE/CG078355