



Handy Device Converts A HDMI Input To HD-TVI

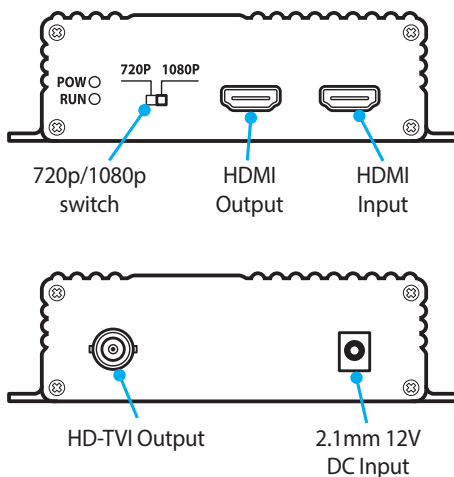
You can convert an HDMI output of a DVR or other AV equipment to TVI so that you can record it or watch it through a TVI DVR just like it was a TVI camera.

You can choose between 720P or 1080P resolution to maximise compatibility between devices. It's a great product to allow third party equipment to be introduced to a TVI CCTV system.

A functional metal case allows easy wall mounting for example behind a wall mounted monitor screen, simply power up the device using a suitable 500mA 12V DC PSU, connect the HDMI input and BNC output, select the correct output and it's up and running.

How To Connect

1. Connect your HDMI source to the HDMI Input.
2. Connect the HDMI output loopthrough to a local monitor (Optional).
3. Connect the HD-TVI BNC output to your HD-TVI DVR or monitor.
4. Set the 720p / 1080p switch to your required output.
5. Connect a 12V DC input providing a minimum of 500mA to the 2.1mm DC socket and power up.



Features

- Switchable 1080p / 720p
- Wall Mount Metal Case
- HD-TVI (BNC) Output
- HDMI Input
- HDMI Loopthrough

Specification

FUNCTION	SPECIFICATION
HDMI Input	1080p / 720P / 800x600 / 1024x768 / 1280x1024 / 1440x900
TVI Output	1080P/720P Switchable
Power	12V DC
Consumption	310mA
Power Connection	2.1mm DC Socket
Dimensions	147 x 93 x 36mm

Options Available

PART CODE	DESCRIPTION
CNV300	HDMI To HD-TVI Converter

Other Products To Consider



5m HDMI Lead
VID505



HDMI Socket To
HDMI Plug
VID500



20m BNC Lead
VID169



500mA Plug-in PSU
POW151

Typical Uses

By converting an HDMI signal into a TVI signal, the Scatterbox CNV300 allows any equipment producing a video signal in HDMI format to be incorporated into your customer's CCTV system and recorded onto their TVI DVR.

Display your EPOS system in synch with a camera recording

Ideal for retailers suffering from internal loss, this handy device will convert the HDMI output of your EPOS system into a video signal compatible with your DVR. Imagine watching recorded footage of your staff taking money over the counter whilst viewing on screen the inputted till receipts at the same time.

Continued overleaf ▶▶▶

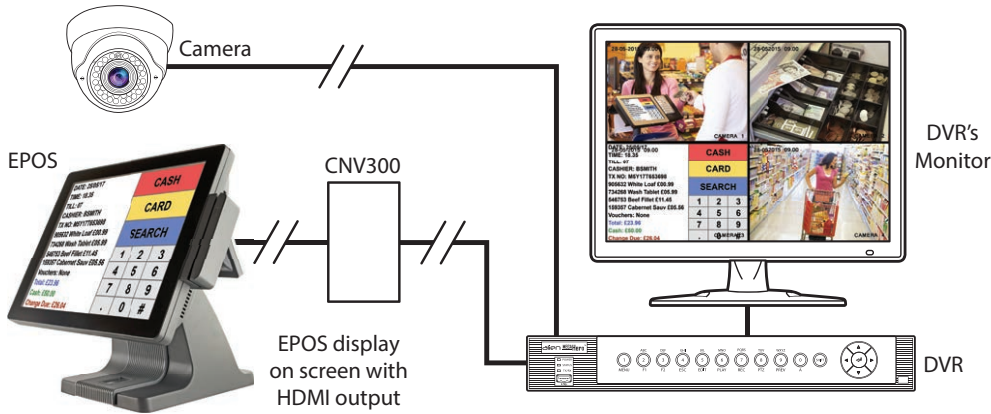
All specifications are approximate. System Q Ltd reserves the right to change any product specifications or features without notice. Whilst every effort is made to ensure that these instructions are complete and accurate, System Q Ltd cannot be held responsible in any way for any losses, no matter how they arise, from errors or omissions in these instructions, or the performance or non-performance of the equipment that these instructions refer to.



WEE/CG078355

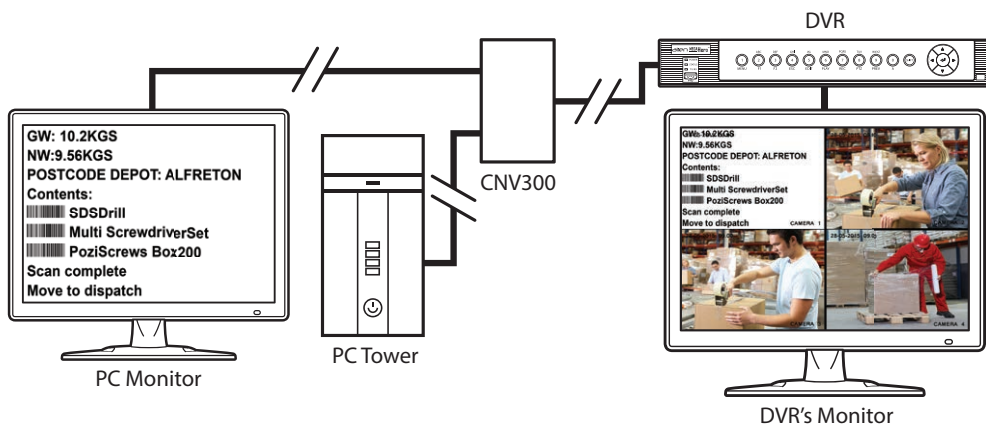
This symbol on the products and/or accompanying documents means that used electronic equipment must not be mixed with general household waste. For treatment, recovery and recycling please return this unit to your trade supplier or local designated collection point as defined by your local council.

CNV300 - HDMI To TVI Converter With HDMI Loopthrough



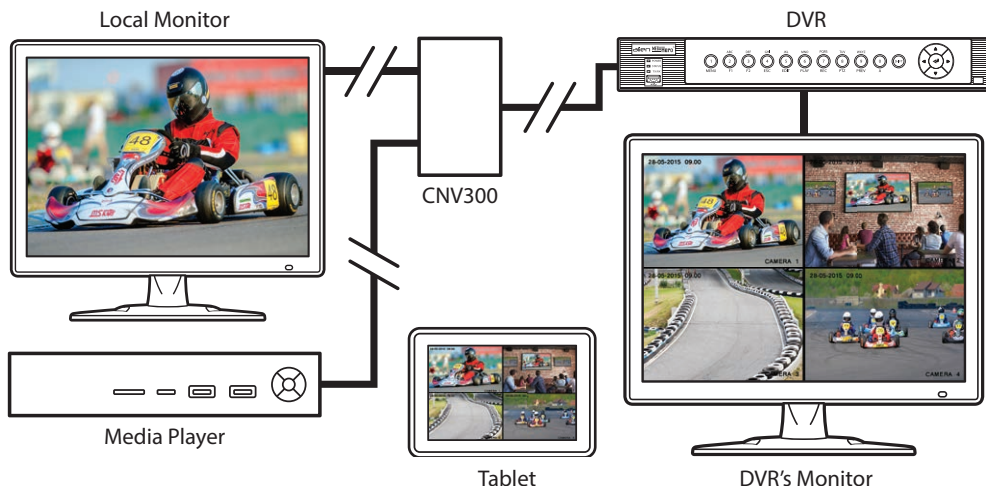
Record dispatch footage linked to your CRM system

Great for mail order outlets, recording the dispatch of outbound orders on CCTV is great for resolving potential customer disputes by recording the information that the dispatcher sees on screen is even handier to avoid any internal mistakes from escalating the dispute. Simply use an HDMI output from your CRM system and record both onto your DVR recorder.



See & record what your customer is actually seeing, even when you're not there

If your business relies on displaying or broadcasting visual footage to the visiting public such as a sporting event or live music then disruption in that media can be costly in terms of lost sales revenue. Why not connect your video/media feed onto your DVR and be aware or alerted as soon as the picture is lost. You'll be able to watch it on your mobile or tablet to ensure transmission continues even if you're not there.



Features

- Switchable 1080p / 720p
- Wall Mount Metal Case
- HD-TVI (BNC) Output
- HDMI Input
- HDMI Loopthrough

Specification

FUNCTION	SPECIFICATION
HDMI Input	1080p / 720P / 800x600 / 1024x768 / 1280x1024 / 1440x900
TVI Output	1080P/720P Switchable
Power	12V DC
Consumption	310mA
Power Connection	2.1mm DC Socket
Dimensions	147 x 93 x 36mm

Options Available

PART CODE	DESCRIPTION
CNV300	HDMI To HD-TVI Converter

Other Products To Consider



5m HDMI Lead
VID505



HDMI Socket To
HDMI Plug
VID500



20m BNC Lead
VID169



500mA Plug-in PSU
POW151

All specifications are approximate. System Q Ltd reserves the right to change any product specifications or features without notice. Whilst every effort is made to ensure that these instructions are complete and accurate, System Q Ltd cannot be held responsible in any way for any losses, no matter how they arise, from errors or omissions in these instructions, or the performance or non-performance of the equipment that these instructions refer to.



WEE/CG0783SS

This symbol on the products and/or accompanying documents means that used electronic equipment must not be mixed with general household waste. For treatment, recovery and recycling please return this unit to your trade supplier or local designated collection point as defined by your local council.