

Features

- Required For All 'N' Type Antennas
- Variety Of Lengths Available

Specification

FUNCTION	SPECIFICATION
Connection A	RP SMA Female
Connection B	N Male

Options Available

PART CODE	DESCRIPTION
CON902	0.2m Antenna Cable
CON905	0.5m Antenna Cable
CON910	1m Antenna Cable
CON912	2m Antenna Cable
CON915	5m Antenna Cable

Other Products To Consider



Semi Directional
Wall Mount Antenna
(Up To 750m)
AER510




Directional Parabolic
Pole Mount Antenna
(Up To 1.2km)
AER550


The Expert's Advice...



"Use these handy cables so you can fit your antennas in line of sight to get maximum transmission results."

All specifications are approximate. System Q Ltd reserves the right to change any product specifications or features without notice. Whilst every effort is made to ensure that these instructions are complete and accurate, System Q Ltd cannot be held responsible in any way for any losses, no matter how they arise, from errors or omissions in these instructions, or the performance or non-performance of the equipment that these instructions refer to.

 This symbol on the products and/or accompanying documents means that used electronic equipment must not be mixed with general household waste. For treatment, recovery and recycling please return this unit to your trade supplier or local designated collection point as defined by your local council.
WEE/CG078355

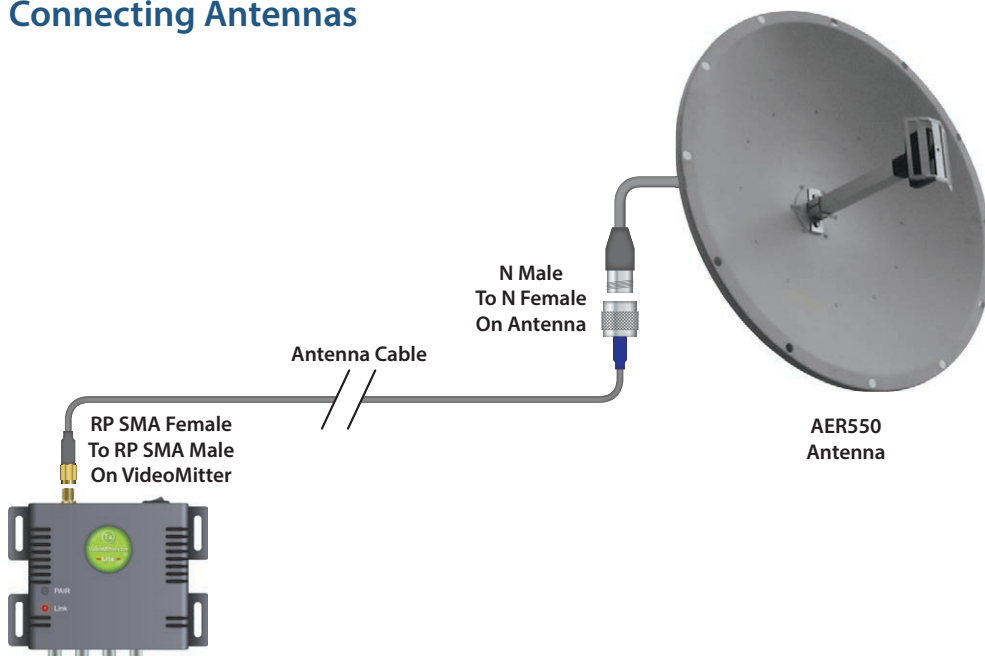


A Must Have For Creating Or Extending Antenna Connections

Our VideoMitter antenna cables are required for connecting all antennas which have the larger 'N' type connections.

Antenna cables come in a variety of lengths ranging from 20cm to 5m. Smaller cables are ideal for simple installations when the antennas are situated next to the VideoMitter units. Larger cables allow you to install the antennas some distance away from the VideoMitter unit, for example the unit may be installed internally with the antenna installed on the exterior of the building.

Connecting Antennas



For information on housing VideoMitter units outdoors see online tip 293 ▶▶▶