

HD-TVI NiteDevil Dome with Wall Mount Bracket

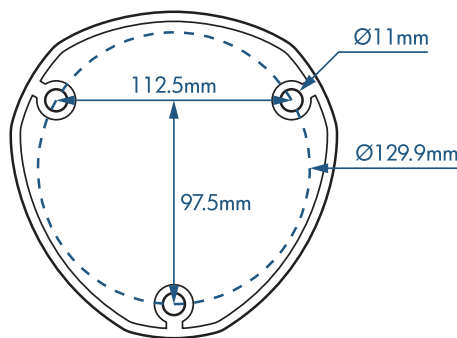
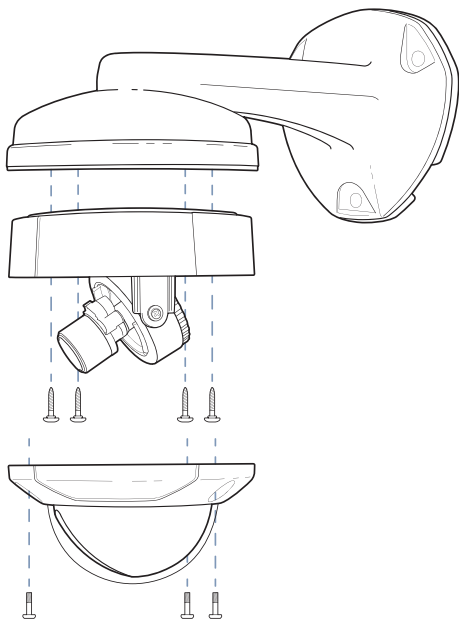


SEE225 Bracket and Dome Camera

HD-TVI NiteDevil Dome Camera with Wall Bracket

The SEE225 includes the SEE220 HD-TVI NiteDevil dome and wall bracket. The wall mount bracket prevents rain obscuring the cameras image and also adds additional weather proofing.

Fitting The Wall Mount Bracket



3 Wall anchors and 4 screws are included with the CAM610 so you have everything you need to mount the dome.

To attach the dome to the bracket, simply remove the top of the dome, screw through the holes in the base of the dome and into the corresponding holes in the bracket (screws included). Once the dome is securely attached, re-fit the dome's top casing.

For more information on IP ratings and what they represent see online tip 153 ▶▶▶



Features

- Strong Aluminium Construction
- Adds Weatherproofing To The Dome
- Attractive Finish
- Easy Cable Entry
- Suitable For Internal Or External Use
- Simple To Fit
- Ideal for use on offices, shops or homes


Specification

FUNCTION	SPECIFICATION
Build	Aluminium
IP Rating	IP66
Dimensions	Length 296mm

Options Available

PART CODE	DESCRIPTION
SEE225	Camera & Wall Bracket

Other Products To Consider



CAM610 Wall Bracket
CAM610



SEE220 HD-TVI Dome Camera
SEE220

The Expert's Advice...



"These domes have a 3D axis so they can be wall-mounted anyway but the bracket gives your installation a more traditional look. It's cable-managed too."

All specifications are approximate. System Q Ltd reserves the right to change any product specifications or features without notice. Whilst every effort is made to ensure that these instructions are complete and accurate, System Q Ltd cannot be held responsible in any way for any losses, no matter how they arise, from errors or omissions in these instructions, or the performance or non-performance of the equipment that these instructions refer to.



WEE/CG0783SS

This symbol on the products and/or accompanying documents means that used electronic equipment must not be mixed with general household waste. For treatment, recovery and recycling please return this unit to your trade supplier or local designated collection point as defined by your local council.